

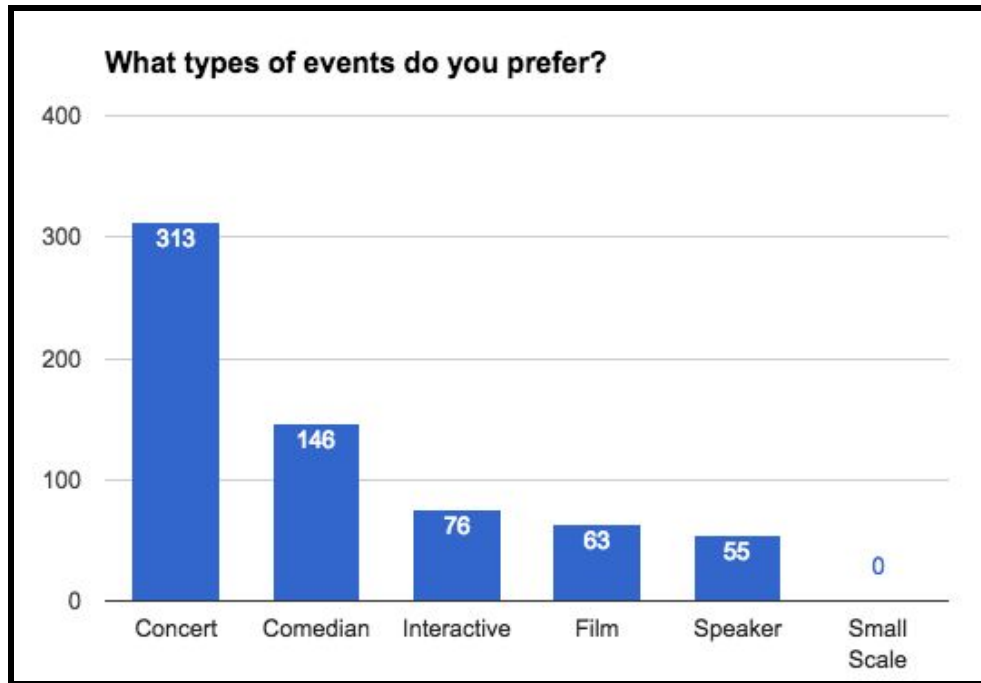
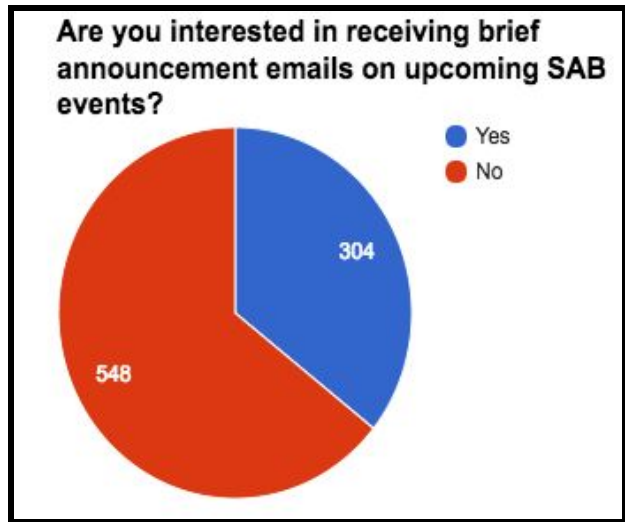
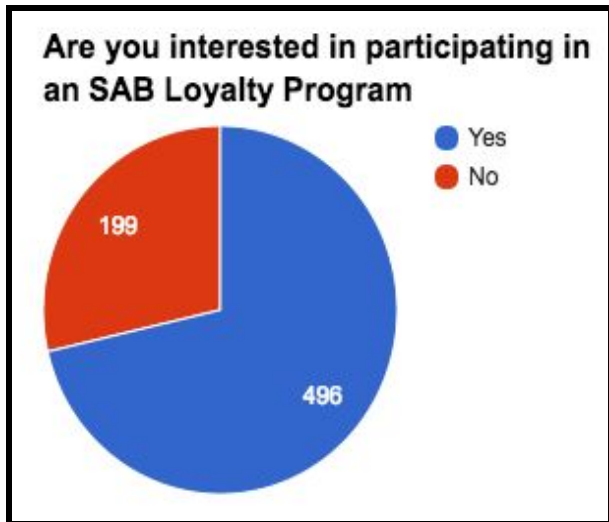
Fall 2016 Survey Results

Student Activities Board

Date conducted: November 11th, 2016- November 18th, 2016

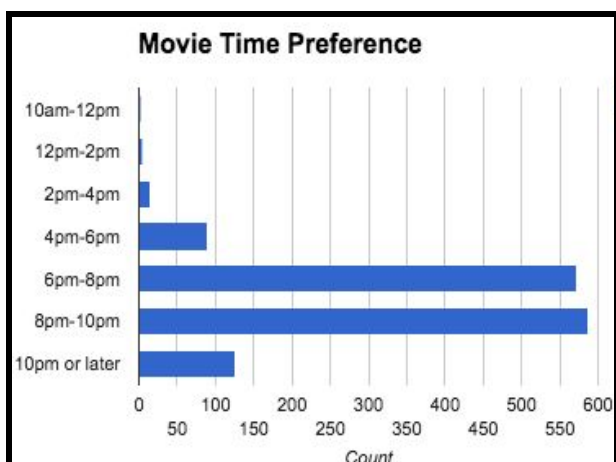
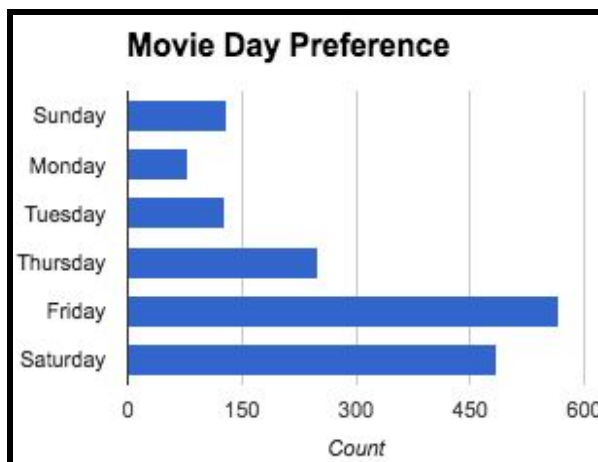
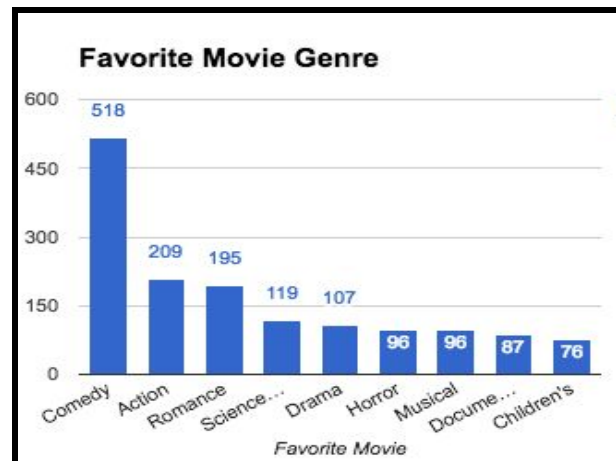
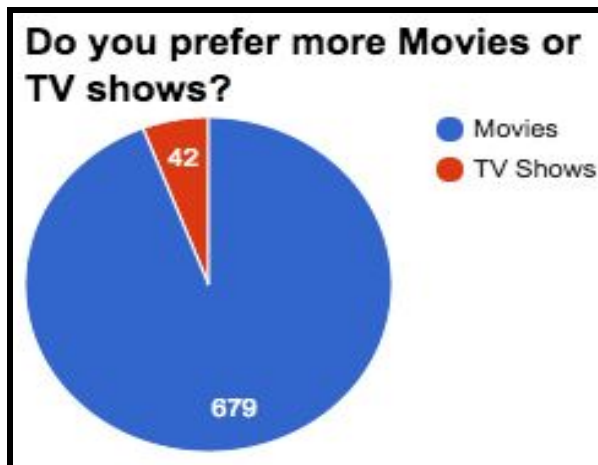
Number of Respondents: 853

General Student Activities Board Questions



Comedians and Films Questions

Film Genre Preference Matrix									
Genre Preference	1	2	3	4	5	6	7	8	9
Comedy	324 (47.51%)	116 (17.01%)	67 (9.82%)	44 (6.45%)	30 (4.40%)	26 (3.81%)	22 (3.23%)	25 (3.67%)	26 (3.81%)
Romance	61 (8.94%)	145 (21.26%)	94 (13.78%)	62 (9.09%)	64 (9.38%)	65 (9.53%)	69 (10.12%)	65 (9.53%)	51 (7.48%)
Horror	45 (6.60%)	58 (8.50%)	55 (8.06%)	45 (6.60%)	45 (6.60%)	60 (8.80%)	43 (6.30%)	69 (10.12%)	254 (37.2%)
Musical	34 (4.99%)	48 (7.04%)	80 (11.73%)	100 (14.66%)	77 (11.29%)	80 (11.73%)	88 (12.90%)	104 (15.25%)	63 (9.24%)
Drama	43 (6.30%)	50 (7.33%)	90 (13.20%)	119 (17.45%)	132 (19.35%)	84 (12.32%)	89 (13.05%)	45 (6.60%)	21 (3.08%)
Science Fiction	42 (6.16%)	68 (9.97%)	81 (11.88%)	73 (10.70%)	82 (12.02%)	79 (11.58%)	84 (12.32%)	107 (15.69%)	59 (8.65%)
Action	70 (10.26%)	99 (14.52%)	79 (11.58%)	84 (12.32%)	90 (13.20%)	90 (13.20%)	77 (11.29%)	58 (8.50%)	26 (3.81%)
Children's	27 (3.96%)	49 (7.18%)	83 (12.17%)	79 (11.58%)	103 (15.10%)	104 (15.25%)	90 (13.20%)	81 (11.88%)	58 (8.50%)
Documentary	37 (5.43%)	48 (7.04%)	55 (8.06%)	70 (10.26%)	50 (7.33%)	83 (12.17%)	104 (15.25%)	114 (16.72%)	115 (16.8%)



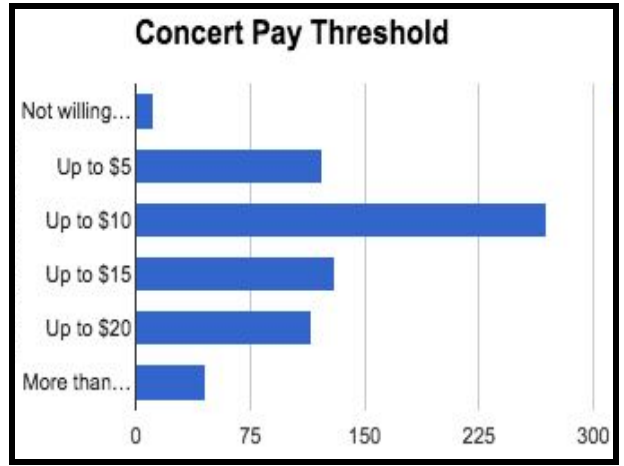
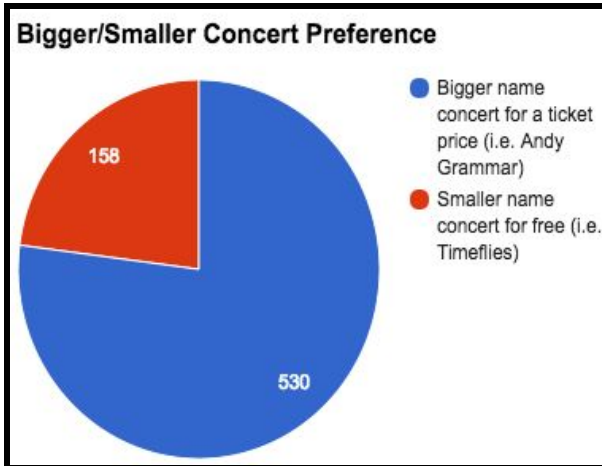
Top 5 Recommended Movies

1. Finding Dory
2. Harry Potter
3. Disney
4. Doctor Strange
5. Star Wars

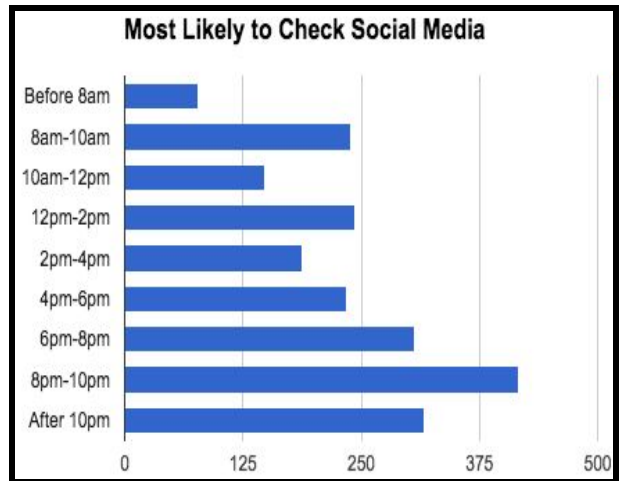
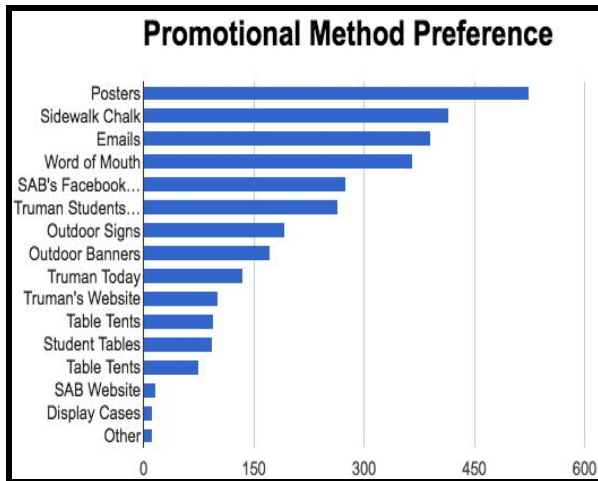
Concert Questions

Please rank your your preference of genre for a concert, with "1" being your most preferred genre and "11" being your least preferred genre.
(713 Responses)

	1	2	3	4	5	6	7	8	9	10	11
Country	110 (15.43%)	67 (9.40%)	41 (5.75%)	45 (6.31%)	49 (6.87%)	33 (4.63%)	28 (3.93%)	29 (4.07%)	34 (4.77%)	63 (8.84%)	200 (28.05%)
Pop	218 (30.58%)	140 (19.64%)	103 (14.45%)	62 (8.70%)	38 (5.33%)	21 (2.95%)	22 (3.09%)	22 (3.09%)	22 (3.09%)	35 (4.91%)	25 (3.51%)
Classic Rock	61 (8.56%)	74 (10.38%)	100 (14.03%)	93 (13.04%)	108 (15.15%)	69 (9.68%)	61 (8.56%)	46 (6.45%)	47 (6.59%)	25 (3.51%)	11 (1.54%)
Indie Rock	101 (14.17%)	94 (13.18%)	92 (12.90%)	90 (12.62%)	69 (9.68%)	76 (10.66%)	46 (6.45%)	44 (6.17%)	35 (4.91%)	26 (3.65%)	28 (3.93%)
Indie Pop	81 (11.36%)	134 (18.79%)	80 (11.22%)	83 (11.64%)	80 (11.22%)	53 (7.43%)	57 (7.99%)	43 (6.03%)	48 (6.73%)	32 (4.49%)	13 (1.82%)
R&B/Soul	12 (1.68%)	29 (4.07%)	57 (7.99%)	78 (10.94%)	104 (14.59%)	119 (16.69%)	94 (13.18%)	85 (11.92%)	68 (9.54%)	43 (6.03%)	10 (1.40%)
Blues	9 (1.26%)	19 (2.66%)	24 (3.37%)	52 (7.29%)	53 (7.43%)	80 (11.22%)	125 (17.53%)	128 (17.95%)	103 (14.45%)	64 (8.98%)	31 (4.35%)
Rap	53 (7.43%)	54 (7.57%)	85 (11.92%)	72 (10.10%)	49 (6.87%)	66 (9.26%)	67 (9.40%)	73 (10.24%)	64 (8.98%)	66 (9.26%)	51 (7.15%)
Jazz	13 (1.82%)	28 (3.93%)	41 (5.75%)	50 (7.01%)	56 (7.85%)	75 (10.52%)	105 (14.73%)	116 (16.27%)	122 (17.11%)	69 (9.68%)	21 (2.95%)
Electronic	15 (2.10%)	44 (6.17%)	54 (7.57%)	59 (8.27%)	64 (8.98%)	76 (10.66%)	64 (8.98%)	72 (10.10%)	103 (14.45%)	129 (18.09%)	19 (2.66%)
Heavy Metal	35 (4.91%)	22 (3.09%)	26 (3.65%)	16 (2.24%)	27 (3.79%)	27 (3.79%)	25 (3.51%)	40 (5.61%)	50 (7.01%)	143 (20.06%)	287 (40.25%)



Promotional Questions

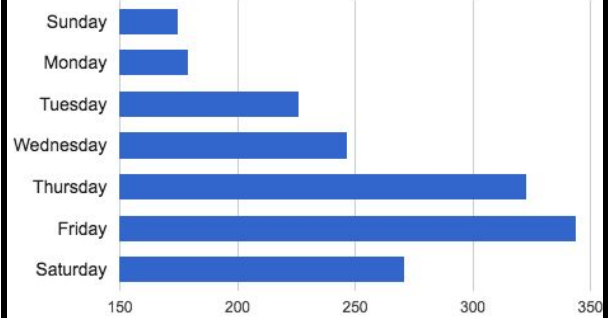


Special Events and Productions Questions

Top Productions Event Suggestions

- Arts and Crafts
- Motivational Speakers
- Bounce House
- Laser Tag
- Interactive Events
- Hypnotist
- Magicians
- Outdoor Activities
- Rockwall

Day of Productions Event

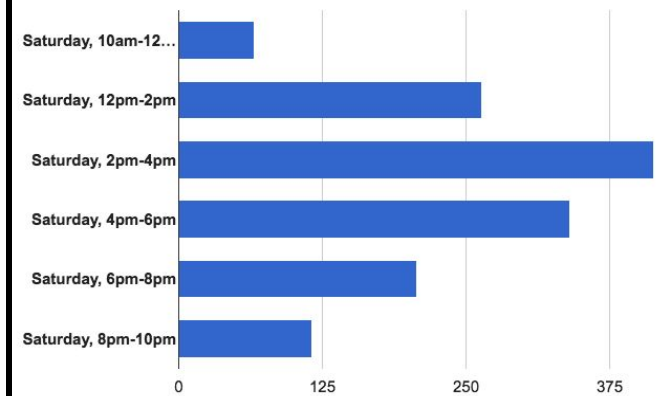


The Final Blowout Questions

TFB Event Priority

TFB Event Values	1	2	3	4	5	6	7
Food	248 (36.31%)	150 (21.96%)	72 (10.54%)	60 (8.78%)	60 (8.78%)	45 (6.59%)	44 (6.44%)
Attractions	155 (22.69%)	143 (20.94%)	108 (15.81%)	78 (11.42%)	55 (8.05%)	68 (9.96%)	71 (10.40%)
Overall Experience	108 (15.81%)	109 (15.96%)	158 (23.13%)	95 (13.91%)	87 (12.74%)	57 (8.35%)	60 (8.78%)
Prizes	64 (9.37%)	84 (12.30%)	93 (13.62%)	147 (21.52%)	110 (16.11%)	104 (15.23%)	69 (10.10%)
Games	17 (2.49%)	47 (6.88%)	111 (16.25%)	119 (17.42%)	182 (26.65%)	141 (20.64%)	57 (8.35%)
Live Music	86 (12.59%)	94 (13.76%)	87 (12.74%)	101 (14.79%)	85 (12.45%)	150 (21.96%)	72 (10.54%)
T-shirt Decorating	41 (6.00%)	46 (6.73%)	44 (6.44%)	65 (9.52%)	78 (11.42%)	99 (14.49%)	301 (44.07%)

TFB Time Preference



Top TFB Suggestions

- Inflatables
- Giftcards
- Diverse Live Music
- T-shirt decorating
- Truman Bookstore Prizes
- Free Food
- Carnival Games
- Bubble Soccer
- Electronics Prizes